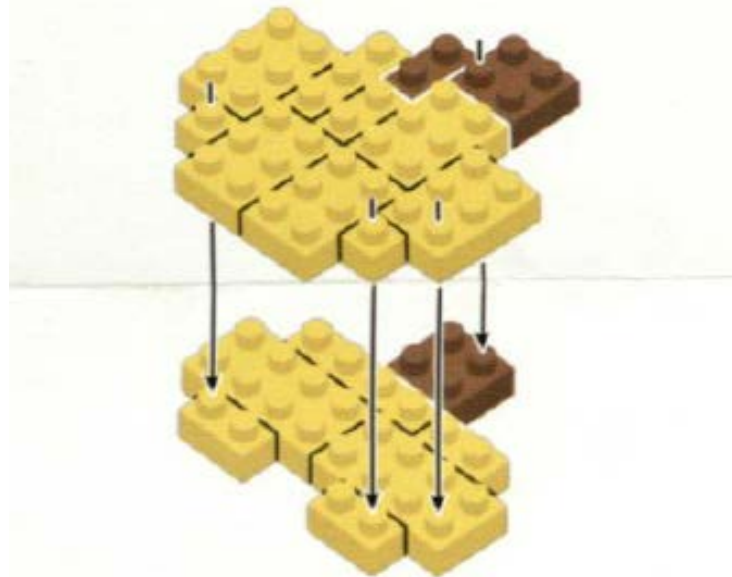
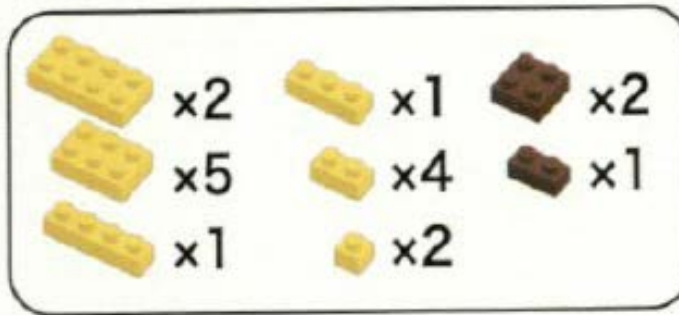


Plan Information

<u>Part No</u> 123456-00-ME	<u>Plan Title</u> Pikachu!	<u>Plan Rev</u> 5	<u>Plan Type</u> PR	<u>Rtg Code</u> 01	
<u>Oper No</u> 320	<u>Oper Title</u> Sample Instructions	<u>Alt Oper No</u>	<u>Work Location</u> FMT	<u>Work Dept</u> MII	<u>Work Center</u> MIJ110C

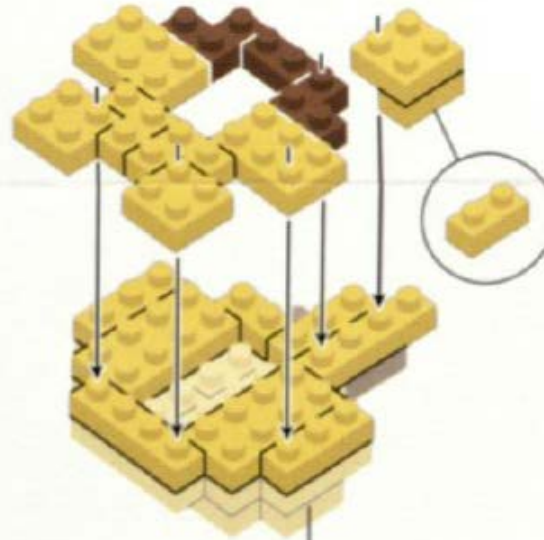

1



Plan Information

Part No 123456-00-ME		Plan Title Pikachu!		Plan Rev 5	Plan Type PR	Rtg Code 01
Oper No 320	Oper Title Sample Instructions	Alt Oper No	Work Location FMT	Work Dept MII	Work Center MIJ110C	

2



くみおわり
Assembled blocks
shown in faded color

Plan Information



Part No 123456-00-ME	Plan Title Pikachu!	Plan Rev 5	Plan Type PR	Rtg Code 01	
Oper No 320	Oper Title Sample Instructions	Alt Oper No	Work Location FMT	Work Dept MII	Work Center MIJ110C









3



Plan Information

Part No 123456-00-ME		Plan Title Pikachu!		Plan Rev 5	Plan Type PR	Rtg Code 01
Oper No 320	Oper Title Sample Instructions	Alt Oper No	Work Location FMT	Work Dept MII	Work Center MIJ110C	

4









-  x3
-  x4
-  x2
-  x4
-  x3
-  x2
-  x1
-  x4




Plan Information

<u>Part No</u> 123456-00-ME		<u>Plan Title</u> Pikachu!		<u>Plan Rev</u> 5	<u>Plan Type</u> PR	<u>Rtg Code</u> 01
<u>Oper No</u> 320	<u>Oper Title</u> Sample Instructions	<u>Alt Oper No</u>	<u>Work Location</u> FMT	<u>Work Dept</u> MII	<u>Work Center</u> MIJ110C	

5




-  x2
-  x2
-  x2
-  x2
-  x5
-  x4
-  x2
-  x2




Plan Information

<u>Part No</u> 123456-00-ME	<u>Plan Title</u> Pikachu!	<u>Plan Rev</u> 5	<u>Plan Type</u> PR	<u>Rtg Code</u> 01	
<u>Oper No</u> 320	<u>Oper Title</u> Sample Instructions	<u>Alt Oper No</u>	<u>Work Location</u> FMT	<u>Work Dept</u> MII	<u>Work Center</u> MIJ110C

6

-  x2
-  x3
-  x4



Plan Information









<u>Part No</u> 123456-00-ME	<u>Plan Title</u> Pikachu!	<u>Plan Rev</u> 5	<u>Plan Type</u> PR	<u>Rtg Code</u> 01	
<u>Oper No</u> 320	<u>Oper Title</u> Sample Instructions	<u>Alt Oper No</u>	<u>Work Location</u> FMT	<u>Work Dept</u> MII	<u>Work Center</u> MIJ110C

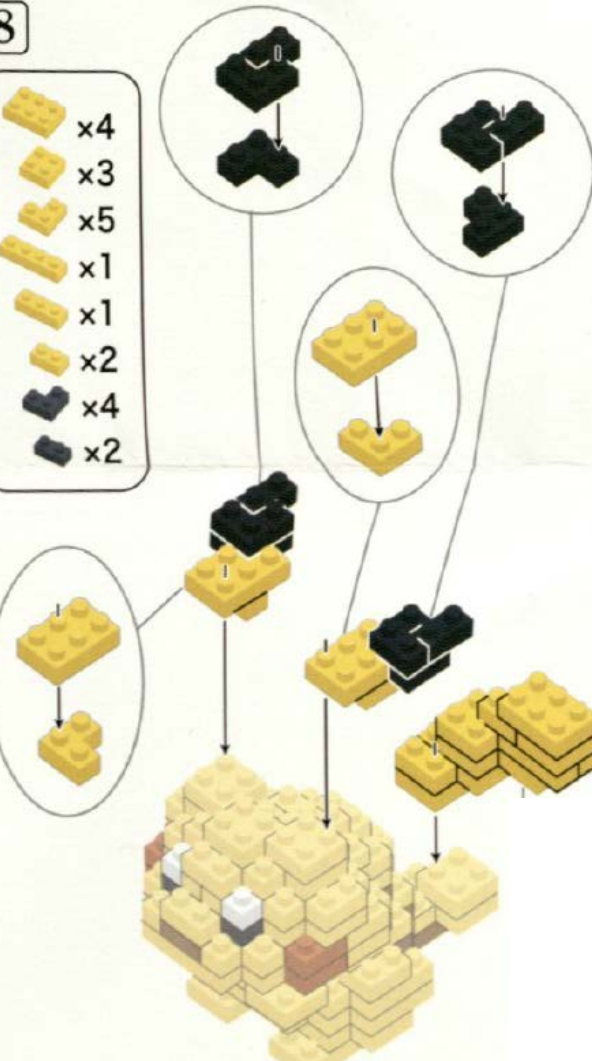


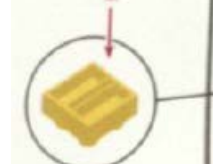
Plan Information

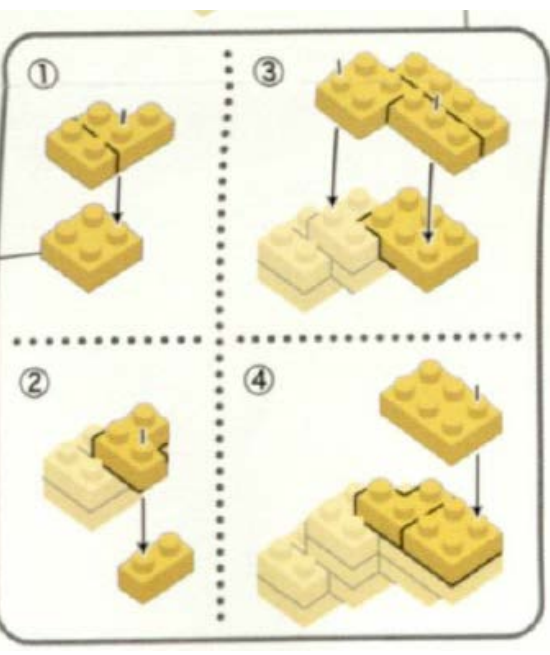
<u>Part No</u>	<u>Plan Title</u>	<u>Plan Rev</u>	<u>Plan Type</u>	<u>Rtg Code</u>	
123456-00-ME	Pikachu!	5	PR	01	
<u>Oper No</u>	<u>Oper Title</u>	<u>Alt Oper No</u>	<u>Work Location</u>	<u>Work Dept</u>	<u>Work Center</u>
320	Sample Instructions		FMT	MII	MIJ110C

8

-  x4
-  x3
-  x5
-  x1
-  x1
-  x2
-  x4
-  x2







Plan Information

<u>Part No</u> 123456-00-ME	<u>Plan Title</u> Pikachu!	<u>Plan Rev</u> 5	<u>Plan Type</u> PR	<u>Rtg Code</u> 01	
<u>Oper No</u> 320	<u>Oper Title</u> Sample Instructions	<u>Alt Oper No</u>	<u>Work Location</u> FMT	<u>Work Dept</u> MII	<u>Work Center</u> MIJ110C

完成!
Finished!



※部品は多めに入っております
Extra blocks included